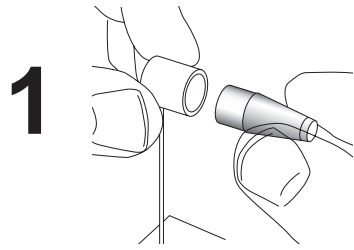


Short: How to disinfect the prisms?

(see also: Appendix B.3 and www.haag-streit.com)

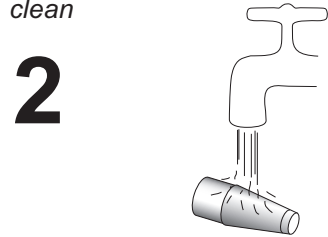


Remove measuring prism **from holder**

Recommendation:
Use the HAAG-STREIT
"DESINSET" (Accessories
for Disinfection)

Caution: sensitive feeler
arm!

clean

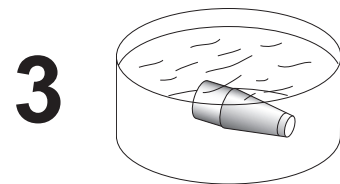


30 - 60 seconds

Thorough cleaning under **running (cold) water** - removes fluorescein and lacrimal fluid

Allowed: mild soap

disinfect



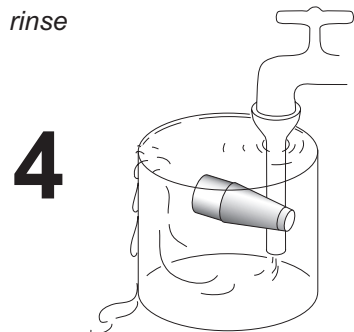
See instructions of specific disinfectant. With "Pantasept®" HAAG-STREIT recommends:

10 minutes in aqueous solution of 3 %

- No alcohol!
- No acetone!
- UV disinfecting and sterilization are not allowed!
- max. 60 °C



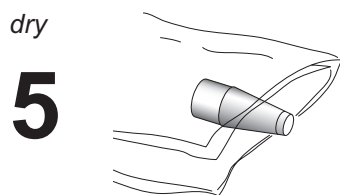
rinse



min. 10 - max. 60 minutes

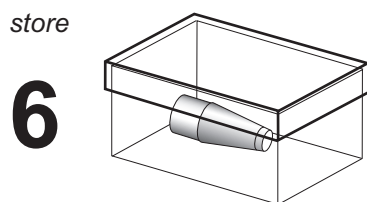
Clean thoroughly under **running (cold) drinking water**

dry



Dry with a **clean, soft one-way tissue**

store



Place into **clean, dry storage container**

Maintaining instrument

Clean the Applanation Tonometer only with a water dampened cloth, use soap only

- Do not immerse Tonometer in solution!
- No corrosive agents
- No direct spraying